

WELCARE 
BREATHEASY

SPACER



Model: WSP050

Instructions for Use and Warranty Information



Read Instructions Carefully Before Use

Thank you for purchasing the Welcare Breatheasy Spacer.

Please keep these Instructions For Use in a safe place where they are readily available.



The illustrations in this manual may differ slightly from the product itself.

Contents

Important Safety Information.....	4
Package Contents.....	6
Before Using the Welcare Breatheasy Spacer.....	7
Welcare Breatheasy Spacer Benefits.....	7
Welcare Breatheasy Spacer Components.....	8
Unique Cyclone Technology.....	9
Using the Welcare Breatheasy Spacer.....	10
Maintenance.....	12
Replacement Accessories.....	12
Technical Data.....	13
Warranty Information.....	14
Symbol Explanation.....	16
Warranty Form.....	17
Disposal.....	20

Important Safety Information



Read this section thoroughly before using the product.

Please ensure you observe the safety instructions to avoid accidents, injury, and damage.

Intended purpose

- The Welcare Breatheasy Spacer is a precision medical product, designed to optimise the delivery of aerosol medication into the lungs.
- The Welcare Breatheasy Spacer can be used in conjunction with any regular MDI (puffer) prescribed by a doctor.

Contraindications

- The Welcare Breatheasy Spacer is **NOT** suitable for children under 3 years.
- This product is **NOT** intended for use by children without adult supervision.
- Severe asthma patients who continue to feel difficulty in breathing should seek urgent medical attention.

Safety Warnings

- This product is **NOT** intended for use by persons with limited physical, sensory or mental abilities or lacking experience and/or knowledge, unless they are supervised by a person responsible for their safety or have received and understand the instructions/safety warnings for use of the product from this person in advance.
- **DO NOT** use this product for anything other than its intended purpose and only use as described in this manual.
- Consult your healthcare professional before using the product.
- Use the prescribed MDI (puffer) as directed.
- Only use **ONE** dose of medication from the MDI (puffer) at a time.
- Always follow the instructions supplied with the MDI (puffer).
- Keep children away from the packaging material.
- **DO NOT** let children to play with the product – it is not a toy.
- **DO NOT** use any harsh chemical cleaning agents.
- **DO NOT** expose the product to temperatures of over 40°C.
- **DO NOT** drop or place heavy objects on the product.
- **DO NOT** use while driving.
- **DO NOT** put in the dishwasher.
- Only use the supplied Welcare Breatheasy Spacer Face Masks with the product.
- For single person use only.

Package Contents

- A. 1 x 220ml Anti-Static Spacer Chamber
- B. 1 x Inhalation Mouthpiece with Valve
- C. 1 x MDI (puffer) Connecting Ring
- D. 1 x Adult Face Mask
- E. 1 x Child Face Mask
- F. 1 x Instructions for Use and Warranty Card



Before Using the Welcare Breatheasy Spacer

- Remove the product from the packaging and check all components are undamaged and in working order.
- **DO NOT** use if any part is damaged or broken.
- Ensure all packaging materials are kept out of reach of children and/or disposed of safely. Please recycle all packaging material where possible.
- Rinse thoroughly with warm soapy water before use. Let dry at room temperature.

If any abnormalities are detected, please contact our service centre:

In Australia – 1800 807 464

In New Zealand – 0800 523 583

Welcare Breatheasy Spacer Benefits

- Improves medication delivery
- Makes using a puffer easier and more effective
- Easy to clean
- A standard MDI (puffer) can be easily stored inside the spacer

Using a spacer with an MDI (puffer) can improve medication delivery into the lungs. Spacers are recommended universally for both adults and children. The anti-static properties of the device may reduce side effects of residual medication left in the mouth, throat and stomach.

Welcare Breatheasy Spacer Components

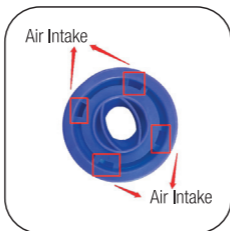
1. 220ml Anti-Static Spacer Chamber
2. Inhalation Mouthpiece with Valve
3. MDI (puffer) Connecting Ring
4. Adult Face Mask – Large
5. Child Face Mask – Small



Unique Cyclone Technology



The spiral structure of the Welcare Breatheasy Spacer base can form inhaled gas into the shape of a cyclone, so that the medication can be concentrated into the lungs, providing a more effective therapeutic result.



Using the Welcare Breatheasy Spacer

1. The detachable Mask (adult or child) can be attached easily to the Welcare Breatheasy Spacer. They are suitable for children and adults.
2. To use, simply attach the Mask firmly to the Inhalation Mouthpiece before use.
3. Remove the cap from the MDI (puffer) and shake vigorously.
4. Insert the MDI (puffer) into the opening of the Connecting Ring.

Note: Some MDI's (puffers) are manufactured with a larger mouthpiece that may be difficult to insert into the Connecting Ring. To avoid damage, insert one side of the MDI (puffer) into the Connecting Ring and gently stretch, then leaver the other side of the MDI (puffer) into position.

5. The MDI (puffer) must be inserted fully into the Connecting Ring to be effective.
6. **Using a mask:** Place the mask firmly over the mouth & nose.
Not using a mask: Place the mouth directly over the Inhalation Mouthpiece to create an effective seal.
7. Exhale gently.
8. Press the MDI (puffer) once ONLY to dispense a single dose of medication into the spacer.
9. **Using a mask:** breathe in and out normally through the mouth 3 or 4 times, then remove mouth.

Using a mouthpiece: exhale away from the spacer.

10. **An alternative method** is to inhale slowly and deeply, holding the breath for 5 seconds. While holding the breath, remove from the mouth and gently exhale.
12. If a second dose is required, repeat steps 7-10.

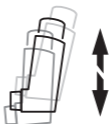
*Note: Only use **ONE** dose of medication from the MDI (puffer) at a time. Always follow the instructions supplied with the MDI (puffer).*

Using the Welcare Breatheasy Spacer - *continued*

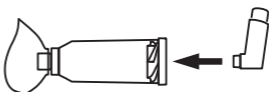
Remove MDI (puffer) cap.



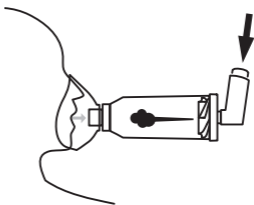
Shake MDI (puffer) vigorously.



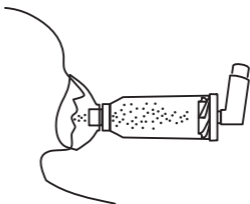
Insert MDI (puffer) into the Connecting Ring.



Place mask firmly over the nose and mouth. Exhale gently and then press the puffer once **ONLY**.



Breathe in and out normally 3 or 4 times.



When using Mouthpiece only, breathe-out externally from product.

Maintenance

Care Instructions

- Disassemble the product and all components.
- Wash thoroughly with warm soapy water.
- **DO NOT** scrub the product.
- **DO NOT** use chemicals, steel wool or abrasive cleaners to clean the product.
- Dry at room temperature.
- After washing the product, components may be wiped with a 75% alcohol solution if disinfection is required.
- **DO NOT** rub dry, as this can cause electrostatic charge.
- **NOT** dishwasher safe.

Storage

- It is recommended to replace the spacer after 3 years of normal use.
- Store in a safe, cool, dry place as per safety warnings.

Replacement Accessories (sold separately)

Name	Model Number
Adult Face Mask	WSP050-1
Child Face Mask	WSP050-2

Replacement accessories can be purchased online or by contacting us directly:

In Australia – 1800 807 464 or www.welcare.com.au

In New Zealand – 0800 523 583 or www.jadavey.co.nz

Technical Data

Name	Welcare Breatheasy Spacer
Model Number	WSP050
Anti-Static Spacer Chamber	
Volume	220ml
Dimensions	150mm x 57mm
Weight	Approx. 72g
Material	PVC+Silicon
Face Mask Adult	
Dimensions	115mm x 95mm x 55mm
Weight	Approx. 26.8g
Material	PVC
Face Mask Child	
Dimensions	86mm x 71mm x 41mm
Weight	Approx. 12.9g
Material	PVC
Valve	0.5mm
MDI (puffer) Connecting Ring	17mm x 26mm
Inhalation Mouthpiece	20mm
Contents	Welcare Breatheasy Spacer Chamber, Adult and Child Face Mask, MDI (puffer) Connecting Ring, Inhalation Mouthpiece with Valve, Instructions for Use with Warranty Card.
Storage/Transport Conditions	Temperature: -10°C – 40°C Humidity: 10% – 80%



Warranty Information

Please register your warranty information at:

AUS – www.jadavey.com.au

NZ – www.jadavey.co.nz

This Welcare product is warranted to be free of manufacturing defects for 1 year from the date of purchase*. This warranty is void if the product is modified or altered, is subject to misuse or abuse, damaged in transit or lack of responsible care, is dropped, if damage occurs by reason of failure to follow the written instruction booklet, or if product repairs are carried out without authority from J A Davey Pty Ltd.

We will repair, or at our option replace free of charge, any parts necessary to correct material or workmanship, or replace the entire product and return to you during the period of the warranty. Otherwise, we will quote for any repair which will be carried out on acceptance of our quotation.

The benefits conferred by this Warranty are in addition to all other rights and remedies in respect of the Product which the Consumer has under the Australian Consumer Law and other State or Territory laws in Australia and New Zealand (as applicable).

Our goods come with guarantees that cannot be excluded under Australian and New Zealand Consumer Law. You are entitled to a replacement or refund for a major failure and for compensation for any other reasonably foreseeable loss or damage. You are also entitled to have the goods repaired or replaced if the goods fail to be of acceptable quality and the failure does not amount to a major failure.

**Please note the accessories are not covered under warranty.*

BEFORE YOU SEND IN YOUR PRODUCT FOR SERVICE

Before sending in your product for service, please take a few minutes to do the following:

- Contact Welcare customer service. Our staff are trained to assist you with most issues you may have experienced, without the need to send your product in for service.

PLEASE CALL OUR TOLL FREE NUMBER:

IN AUSTRALIA:

Free call: 1800 807 464

IN NEW ZEALAND:

Free call: 0800 523 583

SENDING IN YOUR PRODUCT FOR SERVICE

1. Should repair be needed within the warranty period, enclose the cut-out section of the warranty form and your proof of purchase receipt. Please ensure all relevant details are completed before sending your product in for service. Please ensure your contact details are still current and include a brief description of the problem you are experiencing together with your purchase receipt.
2. Include the product with all components in your package. This is extremely important, so our repair technicians can make the correct diagnosis with any problems.
3. Please return the product and warranty form at your cost to:












IN AUSTRALIA

J A DAVEY PTY LTD
Welcare Repairs
PO Box 84
Port Melbourne
Victoria, Australia 3207

IN NEW ZEALAND

BV Medical
Welcare Repairs
Unit 7, 110 Mays Road
Onehunga
Auckland, New Zealand 1061

Symbol Explanation

SYMBOL	DESCRIPTION
	Indicates the need for the user to consult the <i>instructions for use</i> .
	Indicated that the caution necessary when operating the device or control close to where the symbol is placed, or that the current situation needs operator awareness or operator action to avoid undesirable consequences.
	Indicated the medical device manufacturer.
	Indicated the <i>manufacturer's</i> batch code so that the batch or lot can be identified.
	Indicated the range of humidity to which the medical device can be safely exposed.
	Indicated the temperature limits to which the medical device can be safely exposed.
 V  PP  PS	Follow local waste regulations.
	Indicates product is free from phthalates
	Indicates product is free from Bisphenol A

Warranty Form

PLEASE RETAIN THIS WARRANTY FORM. RETURN THIS PORTION ONLY WHEN YOU RETURN YOUR PRODUCT FOR REPAIR UNDER WARRANTY.

NAME:

ADDRESS:

POSTCODE:

DAYTIME PHONE:

EMAIL:

MODEL:

DATE OF PURCHASE: / /

PLEASE ATTACH PROOF OF PURCHASE

RETAILER'S NAME:

RETAILER'S ADDRESS:

POSTCODE:

BRIEF DESCRIPTION OF PROBLEM YOU ARE EXPERIENCING:

WARRANTY IS VOID UNLESS THE ABOVE INFORMATION IS COMPLETED AND CORRECT.

Our Privacy Policy can be found here <https://jadavey.com.au/privacy-policy/>



MADE IN CHINA

Manufactured by:



Huizhou Kaiyi Technology Co., Ltd.
7#, Xingqain Road 2,
Fuxing Industrial Zone,
Yuanzhou, Huizhou 516123,
Guangdong, China

Distributed by:

(Australia)

J A DAVEY PTY LTD

626 Lorimer Street, Port Melbourne, VIC 3207

Telephone: 1800 807 464

Website: www.welcare.com.au

(New Zealand)

J A DAVEY LTD

C/- Healthcare Logistics

58 Richard Pearse Drive, Mangere, Auckland 2022

Telephone: 0800 523 583

Website: www.jadavey.co.nz

V08/23



WELCARE 
BREATHEASY
SPACER

Disposal



Follow local waste regulations.

www.welcare.com.au

www.welcare.co.nz