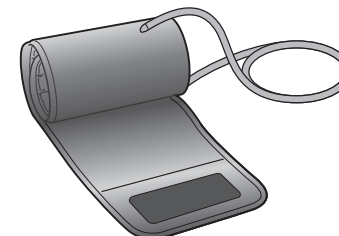








①EN ②ZH-TW ③KO

OMRON



Intelli Wrap™ Cuff HEM-FL31 Type B *Instruction for use*

Thank you for purchasing the OMRON HEM-FL31 Type B. Arm circumference for this cuff is 22 to 42 cm. **Follow this instruction manual and applicable OMRON blood pressure monitor manual thoroughly before use.** **Keep for future reference. For specific information about your own blood pressure, CONSULT YOUR PHYSICIAN.**

Symbols description			
● / ○	ART.	Artery mark	 Temperature limitation
LATEX FREE		Not made with natural rubber latex	 Humidity limitation
		Identifier of cuffs compatible for the device	 Atmospheric pressure limitation
		Arm circumference	LOT LOT number
CE		CE Marking	REF Reference catalogue number
		Need for the user to consult the instruction manual	MD Medical device

Product production date is integrated in the Lot number, which is placed on the product and/or sales package: the first 4 digits mean year of production, the next 2 digits mean month of production and the last 2 digits mean day of production.

Depending on the product, some of the above symbols may not be applicable on the product.

Manufacturer 	OMRON HEALTHCARE Co., Ltd. 53, Kunotsubo, Terado-cho, Muko, KYOTO, 617-0002 JAPAN
EU-representative EC REP	OMRON HEALTHCARE EUROPE B.V. Scorpius 33, 2132 LR Hoofddorp, THE NETHERLANDS www.omron-healthcare.com
Importer in EU	
Asia Pacific HQ	OMRON HEALTHCARE SINGAPORE PTE LTD. 438A Alexandra Road, #05-05/08 Alexandra Technopark, Singapore 119967 www.omronhealthcare-ap.com
Production Facility	OMRON HEALTHCARE MANUFACTURING VIETNAM CO., LTD. Binh Duong Province, VIETNAM

CE

Made in Vietnam

All for Healthcare

3275327-7A
Issue Date:2019-11-18

Important Safety Information

Warning

Indicates a potentially hazardous situation which, if not avoided, could result in death or serious injury.

- To help avoid strangulation, keep the air tube away from infants, toddlers and children.
- Keep components out of the reach of infants, toddlers or children. This product contains small parts that may cause a choking hazard if swallowed by infants, toddlers and children.

Caution

Indicates a potentially hazardous situation which, if not avoided, may result in minor or moderate injury to the user or patient, or cause damage to the equipment or other property.

- This OMRON arm cuff can be connected to various OMRON Blood Pressure Monitors. This cuff only works with OMRON Blood Pressure Monitors compatible with HEM-FL31 Type B, as noted on cuff sticker next to the air jack.
- Remove tight-fitting and thick clothing from your arm while taking a measurement.
- ONLY use the arm cuff on persons whose arm circumference is within the specified range of the cuff.
- DO NOT crease the arm cuff or the air tube excessively.
- DO NOT fold or kink the air tube while taking a measurement. This may cause an injury by interrupting blood flow.
- To unplug the air plug, pull on the plastic air plug at the base of the tube, not the tube itself.

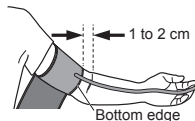
Instructions for use

1. Plug the arm cuff into your monitor by inserting the air plug into the air jack securely until it clicks.



2. Apply the arm cuff to your left upper arm.

The bottom edge of the arm cuff should be 1 to 2 cm above the inside elbow. The air tube is on the inside of your arm and aligned with your middle finger.



3. Make sure that the air tube is positioned on the inside of your arm and wrap the cuff securely so it can not move around your arm.



Taking measurements on the right arm

The air tube should run along the side of your elbow, along the bottom of your arm. Be careful not to rest your arm on the air tube.



Note: The blood pressure can differ between the right arm and the left arm, and the measured blood pressure readings can be different. OMRON recommends to always use the same arm for measurements. If the readings between both arms differ substantially, check with your physician to determine which arm to use for your measurements.

Maintenance

- Do not use any abrasive or volatile cleaners.
- Use a soft dry cloth or a soft cloth moistened with mild (neutral) detergent to clean the arm cuff and then wipe it with a dry cloth.
- Do not wash or immerse the arm cuff in water.
- Do not use gasoline, thinners or similar solvents to clean the arm cuff.
- Do not store the arm cuff in locations exposed to extreme temperatures, humidity, direct sunlight, dust or corrosive vapors such as bleach.

Specifications

Product description	Upper Arm Blood Pressure Monitor Cuff
Product name	Intelli Wrap™ Cuff
Model	HEM-FL31 Type B [REF] HEM-FL31-BAP
Arm circumference	22 to 42 cm
Dimensions	Approx. 145 mm × 532 mm (air tube: 750 mm)
Operating conditions	+10 °C to +40 °C / 15 to 90 % RH (non-condensing) / 800 to 1060 hPa
Storage/ Transport conditions	-20 °C to +60 °C / 10 to 90 % RH (non-condensing)
Durable period(Service life)	5 years

This OMRON product is produced under the strict quality system of OMRON HEALTHCARE Co., Ltd., JAPAN.