



Weight Scale

Model: BWS100



Instruction Manual & Warranty Information



Read Instructions Carefully Before Use



Weight Scale
Model: BWS100

Thank you for purchasing this
BodiSure Weight Scale.

Please keep this instruction manual in
a safe place where it is readily available.

*The illustrations in this manual may
differ slightly from the product itself*



Contents

Important Safety Information	3
Features	5
Product Contents	5
Weight Scale Components	6
Unpacking the Weight Scale	7
Before Using the Weight Scale	7
Using the Weight Scale	8
Maintenance	8
Troubleshooting	9
Warranty	10
Technical Data & Warranty Card	11
Disposal	12

Important Safety Information



Read this section thoroughly before using the product.
Please ensure you observe the safety instructions to avoid accidents, injury and damage.

Intended purpose

- The BodiSure Weight Scale is for measuring human body weight. use for purposes other than measuring body weight. It is **not** a therapeutic device.
- It is designed for private use. It is **not** suitable for commercial use, e.g. in medical practices, hospitals or in the medical field.
- This product is **not** intended for use by persons (including children) with limited physical, sensory or mental abilities or lacking experience and/or knowledge, unless they are supervised by a person responsible for their safety or have received and understand instructions/hazards for use of the product from this person in advance.
- The measurement data is not to be used as a basis for medical diagnosis or treatment. Please consult a healthcare professional if you have any concerns. Never start weight reduction or exercise therapy solely based on your own judgement. Be sure to follow the instructions of a healthcare professional.

Safety Warnings

- Keep children away from packaging material. Ensure that the packaging bag is not put over the head as this is **a suffocation hazard or choking hazard** if swallowed.
- Keep the product, its components and batteries out of reach of children.
- **DO NOT** let children play with the product.
- **DO NOT** overload the product with more than 180kg/396lb.
- Place the product on a solid flat surface before use. It will not measure correctly on soft ground such as carpet or uneven floors.
- **DO NOT** place the product on wet floors, including tiles or other slippery surfaces. The product is slippery when wet. Make sure the product is fully dry prior to use.
- **DO NOT** use immediately after a shower, bath or sauna. **DO NOT** use if any part of your body is wet.
- **DO NOT** wear socks or shoes when using the product, always have bare feet.
- Use a handrail when stepping on the unit.
- **DO NOT** allow the product to become saturated with water as this can damage the electronics.
- **DO NOT** step on the edge or LED display of the product.
- **DO NOT** drop, jump or bounce on the product, as it is a precision instrument.
- **DO NOT** attempt to open or disassemble the product.
- Use two hands when carrying the product.

Important Safety Information - continued

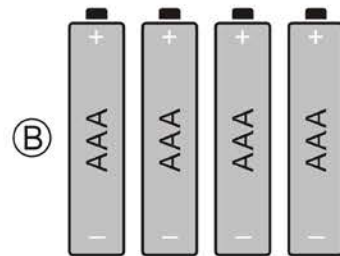
- Clean the product using a damp cloth and mild detergent, but **DO NOT** allow water to get inside the product. **DO NOT** use any harsh chemical cleaning agents.
- Always clean/disinfect the product before use when using the product with someone with a skin disease to avoid cross contamination.
- Only use batteries specified for the product.
- Failure to follow these instructions could cause the batteries to leak, become hot, explode or ignite and cause injury and/or damage.
- **DO NOT** expose to temperatures over 60°C.
- Install the batteries carefully with the polarities in the correct position as per the markings in the battery compartment.
- **DO NOT** use batteries after their expiration date; or new and used batteries together; or different brand batteries together.
- Periodically check batteries to ensure they are in good working condition. Replace worn batteries with new ones immediately. Dispose of the old batteries according to current local regulations.
- Remove batteries carefully if the product is not going to be used for a long period of time.
- If battery fluid gets in your eyes or touches your skin, immediately rinse with plenty of water and consult a healthcare professional.
- **DO NOT** throw batteries into fire.
- **DO NOT** use with other electrical or medical equipment simultaneously.
- **DO NOT** use or store the product in the following conditions:
 - Near sources of heat, direct sunlight or high temperature
 - Moist or humid environments
 - Dusty locations
 - Near fire, flammable gas, chemicals or oxygen rich environments
 - Locations easily subject to vibrations or shock or in a pressurized container
 - In high frequency or strong magnetic field areas - e.g. surgical equipment, MRI, CT, microwave ovens
- Store the product safely away on level ground when not in use as it can cause a tripping hazard.
- **DO NOT** place the product upright against a wall or put heavy objects on it.

Features

- Modern slimline design
- Tempered safety glass
- LED display
- Weight measurement up to 180kg
- High precision- 100g increments
- Auto-ON/OFF function
- Auto-zero reset
- Unit conversion switch- kg/lb
- Low battery & over-load indicators

Product Contents

- A. Weight Scale
- B. 4 x AAA Batteries
- C. Instruction Manual & Warranty Information



Weight Scale Components



Front view:

D. Display

E. Platform



Back view:

F. Unit Conversion Switch – kg/lb

G. Battery Compartment

Unpacking the Weight Scale

- Carefully remove all packaging materials and keep the enclosed documents.
- Keep children away from packaging material. Ensure that the packaging bag is **not** put over the head as this is a **suffocation hazard** or **choking hazard** if swallowed.



Before Using the Weight Scale

- Check the product is intact. **DO NOT** use if broken.
- Remove battery compartment cover. **Insert the 4 x AAA Batteries carefully with the polarities in the correct position** as per the markings in the battery compartment and place the cover back on.
- **Place product on a dry solid flat surface** before use. The product will not measure correctly on soft ground such as carpet or uneven floors.
- Make sure the product and your body are fully dry prior to use.
- For accurate and consistent measurement results, it is recommended to take measurements at the same time of day and under similar conditions.
- To change the unit between kg/lb, press the Unit Conversion Switch on the back of the product. Press the switch once to activate the product, then press again to switch between the units.

If any abnormalities are detected, please contact our service centre:

In Australia - 1800 807 464

In New Zealand - 0800 523 583

Using the Weight Scale

1. **Safely stand on the product with your bare feet evenly apart and stay still with good posture**

(the product will automatically turn on once you stand on it).

The weight display will flash two times (within 3 seconds) when the final reading has been obtained.



2. **Should you wish to take another reading, please step off the product and wait for the display to automatically re-set to zero [0.0] and then step back on again.**
3. **When you step off the product, it will automatically turn-off after 10 seconds. The product will also automatically turn-off after the reading is obtained while you are standing on it after 7 seconds.**

Please note the product rounds up or down to the nearest 100g, therefore if you weigh yourself twice and get two different readings, your weight lies between the two readings.

Low Battery Indicator

When the batteries require replacing the “LO” symbol will appear on the screen, indicating the need to replace the batteries.

Please carefully remove the batteries from the battery compartment and replace with 4 x AAA batteries.



Overload Indicator

When the product is overloaded (over 180kg), the “OL” symbol will appear on the screen.

Please step off the product immediately as it may cause damage to the product.



Maintenance

Cleaning

- Clean the product with a damp cloth and mild detergent, but **DO NOT** allow water to get inside the product.
- **DO NOT** use any harsh chemical cleaning agents.

Storage

- Wipe away any dirt and dust from the product.
- Store in a safe cool dry place, on level ground, away from children as per Safety Warning
- **DO NOT** place any heavy objects on the product.

Troubleshooting

Problem	Possible Cause	Solution
Does not turn on.	Batteries have run out.	Replace the batteries.
	Batteries polarity placed incorrectly.	Please insert the batteries with the polarities in the correct direction as per the markings in the battery compartment.
	Not standing on the scale.	Stand on the scale with both feet and it should automatically turn on.
Scale display turns off.	The scale automatically turns off after 10 seconds.	This is a normal function. To use the scale again simply step back on to the scale and it will automatically turn on.
Weight shown is unusually light or heavy.	Scale placed on uneven ground.	Place scale on a solid flat surface before use. It will not measure correctly on soft ground such as carpet.
LO indicator displays.	Batteries are low.	Replace the batteries.
OL indicator displays.	The scale has been overloaded due to weight over 180kg.	Please step off the scale as you may damage the scale. For weight up to 180kg only.
⌋ indicator displays.	The scale is calibrating.	Once 0.0 is displayed the scale is calibrated and is ready to use. Note: To manually calibrate, press the Unit Conversion Switch while the scale is OFF and place the scale on a solid flat surface. A weight of 1.5kg/3.4lb will display and flash twice, then the ⌋ will display to indicate it is calibrating and will then reset to 0.0.

If the problem is not solved by the troubleshooting guide or you have any queries, please contact our service centre:

In Australia - 1800 807 464

In New Zealand - 0800 523 583

DO NOT attempt to open or repair the product yourself.

Warranty

Please register your warranty information at:

AUS – www.jadavey.com.au

NZ – www.jadavey.co.nz

This BodiSure device is warranted to be free of manufacturing defects for 1 year from the date of purchase*. This warranty is void if the product is modified or altered is subject to misuse or abuse, damaged in transit or lack of responsible care, is dropped, if damage occurs by reason of failure to follow the written instruction booklet enclosed, or if product repairs are carried out without authority from J.A.Davey Pty Ltd.

We will repair, or at our option replace free of charge, any parts necessary to correct material or workmanship, or replace the entire unit and return to you during the period of the warranty. Otherwise, we will quote for any repair which will be carried out on acceptance of our quotation. The benefits conferred by this warranty are in addition to all other rights and remedies in respect of the product, which the consumer has under the trade practices act and other state or territory laws in Australia and New Zealand.

Our goods come with guarantees that cannot be excluded under Australian and New Zealand Consumer Law. You are entitled to a replacement or refund for a major failure and for compensation for any other reasonably foreseeable loss or damage. You are also entitled to have the goods repaired or replaced if the goods fail to be of acceptable quality and the failure does not amount to a major failure.

**Please note the batteries are not covered under warranty.*

BEFORE YOU SEND IN YOUR UNIT FOR SERVICE

Before sending in your unit for service, please take a few minutes to do the following:

- In your instruction manual, read the troubleshooting section that describes common errors, their cause and remedies. Product instruction manuals can be downloaded online.
- Contact BodiSure customer service. Our staff are trained to assist you with most issues you may have experienced, without the need to send your product in for service.

PLEASE CALL OUR TOLL FREE NUMBER:

IN AUSTRALIA: Free call: 1800 807 464

IN NEW ZEALAND: Free call: 0800 523 583

SENDING IN YOUR UNIT FOR SERVICE

1. Should repair be needed within the warranty period, enclose the tear off section of this warranty card and your proof of purchase receipt. Please ensure all relevant details are completed before sending your unit in for service. Please ensure your contact details are still current and include a brief description of the problem you are experiencing together with your purchase receipt.
2. Include the unit with all product components in your package. This is extremely important, so our repair technicians can make the correct diagnosis with any problems.
3. Please return unit and warranty card at your cost to:





IN AUSTRALIA

J.A.Davey Pty Ltd - BodiSure Repairs
PO Box 84
Port Melbourne
Victoria, Australia 3207

IN NEW ZEALAND

BV Medical - BodiSure Repairs
Unit 7, 110 Mays Road
Onehunga
Auckland, New Zealand 1061

Technical Data

Product Name	BodiSure Weight Scale	
Model Number	BWS100	
Power	4 x 1.5v AAA Batteries (LR03/ R03P) *	
Weight Range	3-180kg/ 6.6-396lb	Increments of 100g
Weight Accuracy	3kg-49.9kg: +/-200g 50kg-99.9kg: +/-300g 100kg-149.9kg: +/-400g 150kg-180kg: +/-500g	
Operating Conditions	 Temperature: 5°C to 35°C  Humidity: 40% to 80% RH (non-condensing)	
Storage/Transport Conditions	 Temperature: 0°C to 60°C  Humidity: 20% to 90% RH (non-condensing)	
Dimensions	300 x 300 x 20mm (out of packaging)	
Weight	1.6kg (out of packaging)	
Materials	Tempered safety glass, ABS plastic	
Contents	Scale, 4 x AAA Batteries, Instruction Manual	



* The supplied batteries are for initial use. The battery life may be shorter than normal.



PLEASE RETAIN THIS WARRANTY CARD.
RETURN THIS PORTION ONLY WHEN YOU RETURN YOUR PRODUCT FOR REPAIR
UNDER WARRANTY.

NAME: _____

ADDRESS: _____

POSTCODE: _____ DAYTIME TELEPHONE: _____

EMAIL: _____

MODEL: _____ DATE OF PURCHASE: _____ / _____ / _____

PLEASE ATTACH PROOF OF PURCHASE

RETAILER'S NAME: _____

RETAILER'S ADDRESS: _____

POSTCODE: _____

BRIEF DESCRIPTION OF PROBLEM YOU ARE EXPERIENCING: _____

WARRANTY IS VOID UNLESS THE ABOVE INFORMATION IS COMPLETED AND CORRECT.



Should you require any further information please do not hesitate to contact us.

IN AUSTRALIA:

J.A.DAVEY PTY LTD

Telephone: 1800 807 464

Website: www.jadavey.com.au

IN NEW ZEALAND:

J.A.DAVEY LTD

C/- Healthcare Logistics

Telephone: 0800 523 583

Website: www.jadavey.co.nz

Disposal

At the end of its life, please treat this product as electronic waste and dispose of responsibly according to current local regulations.

